

IM0160HDM | Modular 160kg Half-Dice Ice Machine

Ice Machines

IM0160HDM

**MODULAR 160KG
HALF-DICE ICE
MACHINE**

Stainless steel
internal and external
construction for
corrosion resistance
and simple cleaning

Crystal-clear cubes offer
sterile cooling in a range
of applications



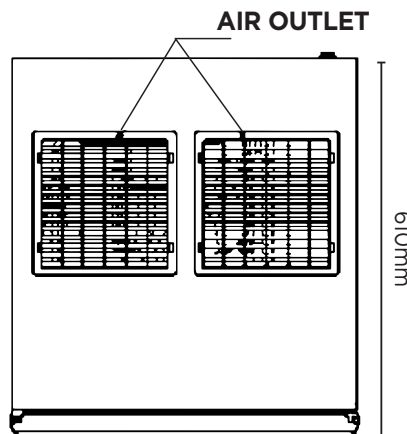
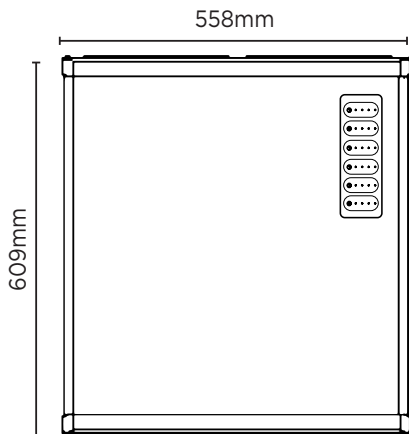
Cooling moves air through
vents to reduce horizontal or
vertical ventilation clearance

Agion®-treated
materials maintain
hygiene with
antimicrobial
technology



IM0160HDM | Modular 160kg Half-Dice Ice Machine

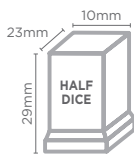
Ice Machines



Ice Dimensions



Dice Ice



SPECIFICATIONS

Model	IM0160HDM
Part Number	3935183
Legs (mm)	N/A
Maximum Daily Production	160kg
Storage Bin Capacity	N/A
Power Input	800W
Energy Consumption	15.9KWh/24h
Water Consumption	1.47L/Kg
Net Weight	55kg
Packaged Dimensions	620 x 680 x 800 mm
Refrigerant	R404a
Plug Supplied	Yes, 1 x 10A
Self-Contained Machine	No
Storage Bin Compatibility	SB129, SB178, SB243
Bin Top Required for Each Bin	Yes
Maximum Ambient Temp.	40°C
Type of Ice Produced	1/2 Dice
Weight of Ice	10g
Colour	Stainless Steel
Warranty	3 Years Parts, 1 Year Labour
Warranty Service	Bromic Extra Care

DIMENSIONS

	External (mm)
Width	558
Depth	610
Height	609

* External height excludes feet
 * Production is based on kg/24hr at 10°C air & 10°C water

BROMIC PTY Ltd reserve the right to alter specifications without notice.