

# specifications

## PG100HFr-2

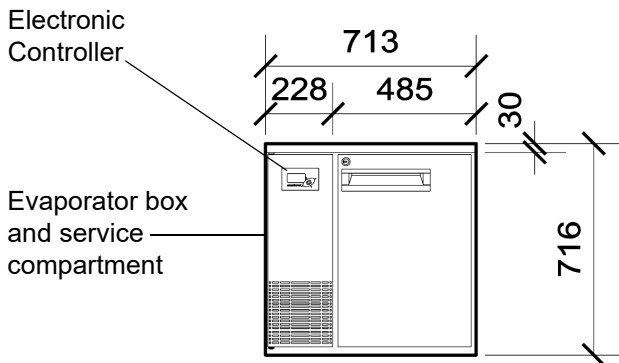
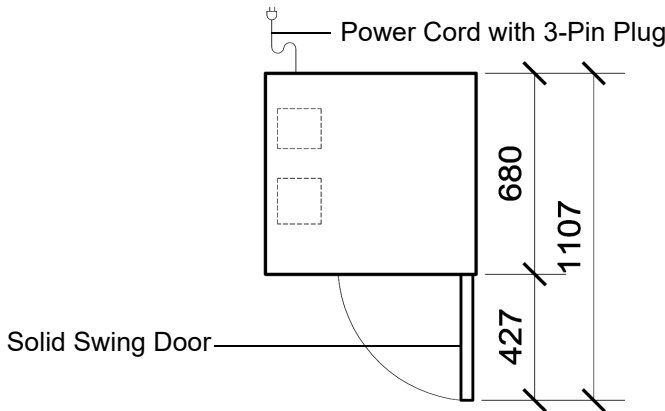
SKOPE Gen2 Pegasus Horizontal 1/1  
REMOTE 1 Door Freezer (JH5301)



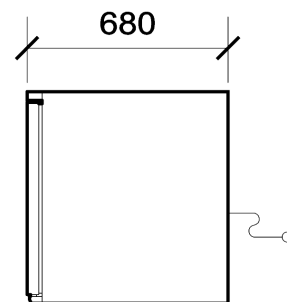
### CABINET DIMENSIONS

	External	Internal
<b>Height:</b>	716mm*	570mm
<b>Width:</b>	713mm	365mm
<b>Depth:</b>	680mm	545mm
<b>Floor area:</b>	0.48m <sup>2</sup>	

\* Height excludes castors, legs or optional worktop.



Dimensional tolerances	
Before installing this cabinet allow the following dimensional tolerances:	
Linear dimensions	Overall cabinet dimensions
Less than 1 metre	±5mm
More than 1 metre	-5mm to +10mm
Length of multiple cabinets	
At each joint	At each end wall
±5mm	+15mm
-5mm to +10mm	+15mm



Copyright © 2008 SKOPE Industries Limited

### CABINET SPECIFICATIONS

<b>Refrigeration system:</b>	Electronic controlled, side mounted, remote refrigeration unit
<b>Refrigerant:</b>	Thermostatic expansion valve fitted as standard to suit R404A/R452A
<b>Pipe connection size:</b>	Liquid line: 1/4". Suction line: 3/8"
<b>Remote refrigeration duty:</b>	230 Watts
<b>Cabinet internal volume:</b>	110 litres
<b>Insulation:</b>	60mm thick, high density cyclo-isopentane polyurethane foam
<b>Cabinet temperature range:</b>	-18°C to -21°C up to 43°C ambient
<b>Drainage:</b>	Evaporator drain fitted inside service compartment (requires plumbing)
<b>Electrical:</b>	230-240 Volts a.c. 50 Hz, 3.47 Amps
<b>Internal lighting:</b>	1 x 5W T8 LED tube (Ø26 x 360mm) - Door activated
<b>Internal door opening size:</b>	1 door opening: 570mm high x 365mm wide
<b>Door:</b>	Solid stainless steel, self-closing door (with key lock) - RH hinged
<b>Worktop (optional):</b>	Optional 35mm stainless steel worktop with 65mm square edged fascia
<b>Shelves:</b>	Two levels of non-tip, adjustable tray slides and/or shelves per door
<b>Weight:</b>	100 kg

SKOPE Industries Limited reserve the right to alter specifications without notice.

PSS0184 Rev 2.2 Nov. 2019



**SKOPE INDUSTRIES LIMITED**



New Zealand Freephone: 0800 947 5673, Fax: (03) 983 3896. Australian Freephone: 1800 121 535, Freefax: 1800 121 533

Email: enquiry@skope.co.nz Website: www.skope.co.nz