

**DESCRIPTION**

START-L is a precision compact slicer: the best quality in a small size. Classic design, all metal parts, superior performance. Professional components and fine tuning make the difference! Ideal for coffee shops and small restaurants: not suited for supermarkets and big restaurants.

**FEATURES**

Three available sizes: with 220mm or 250mm or 300mm blade.  
Anodized aluminium casting construction: sturdy and light weight.  
High quality hardened chromium steel alloy blade.  
Powerful and noiseless motor.  
Insulated electric controls with safety **No Volt Release**.  
Multygrip belt drive: always the right grip.  
Carriage smooth glide motion. Slice thickness precision adjustment: gasket-sealed mechanism. Drip deflecting edge of the gauge plate: adjustment mechanism is protected.  
Stainless steel ball-bearing blade pulley.  
Built-in sharpener, removable for cleaning purposes.  
International homologations



**STANDARD OUTFIT**

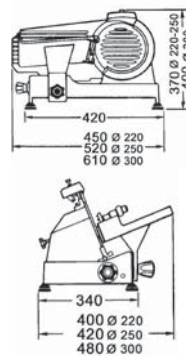


User Manual, CE compliance declaration and "TEN BASIC RULES" Cardboard.









FAST CLEANER detergent, Cleaning nylon brush, Oiler.

**DIMENSIONS**



**SPECIFICATIONS AND SHIPPING INFORMATION**

						
Model name	Blade mm	Power Hp/kW	Drive	Cut Capacity mm	Cut thick. mm	Net weight kg
<b>Start-L 220</b>	220	0,15/0,11	BELT	<input type="checkbox"/> 210x135 <input type="radio"/> 220	13	13
<b>Start-L 250</b>	250	0,25/0,18	BELT	<input type="checkbox"/> 210x150 <input type="radio"/> 250	13	16
<b>Start-L 300</b>	300	0,25/0,18	BELT	<input type="checkbox"/> 240x190 <input type="radio"/> 300	13	19

**SHIPPING**

Dimension	Weight
cm 62x55x45	16 kg
cm 62x55x45	20 kg
cm 62x55x45	23 kg

All voltages and frequencies are available on request.

START AUTO 300/350 SBR

START 300/350 CE



START-L 220 - 250 - 300