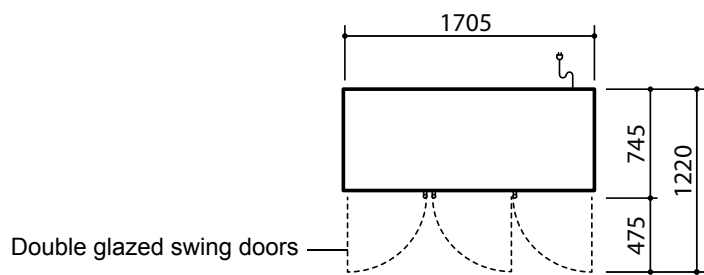


# specifications

## SKT1500-A Series

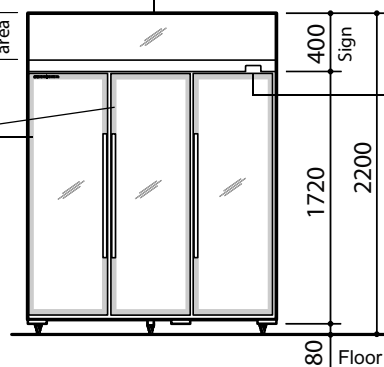
Top Mount ActiveCore  
Three Door Upright Chiller



Double glazed swing doors

Sign replacement panel,  
or illuminated sign

335  
Lit  
area



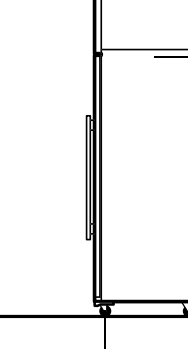
### CABINET DIMENSIONS

	External	Internal
Height:	2200mm	1570mm
Width:	1705mm	1605mm
Depth:	745mm	554mm
Floor area:	1.27m <sup>2</sup> (includes door handle)	

\* Depth 695mm excludes removable door handle and door lock bracket.

50  
Handle

695\*



Power cord

80 Floor clearance

6 x 100mm high swivel castors (2 front lockable)

Copyright © 2016 SKOPE Industries Limited

### GENERAL SPECIFICATIONS

Temperature range	1°C to 4°C (adjustable up to 15°C)
Climate class	5 (Tested at 43°C)
Doors	Lockable, self-closing, reversible, double glazed, single Low-E, argon filled, toughened safety glass swing doors (hinged LH, RH, RH)
Internal Volume	1497 litres
Shelves	15 adjustable height wire shelves: 500 wide x 470mm deep (5 each side), 570 wide x 470 deep (5 middle)
Power supply	220-240 Volts a.c. 50 Hz, single phase supply. Supplied with 10 Amp 3-Pin plug
Current draw	4.8 Amps (includes unit 4.0 Amps)
Refrigeration system	Removable ActiveCore top mount refrigeration unit (UTHCCI-0004)
Refrigerant	R134a / 475g
Nominal capacity	1000 Watts
Controller	Carel S4 electronic controller
Drainage	No plumbing required
Weight	320 kg

### INDIVIDUAL SPECIFICATIONS

Model	SKT1500-A	SKT1500-AC	SKT1500-ACX
Part number	MT15GY	MT15BY	MT15BX
Sign	Sign replacement panel	400mm high illuminated sign	
Sign lighting	n.a.	1 x 22W T8 LED tube (Ø26mm x 1500mm)	
Interior side lights	3 x 20W (1400mm) LED module strip side lights and LH pillar light		n.a.
Interior shelf lights	n.a.	n.a.	15 x 7W LED module strip shelf lights

SKOPE Industries Limited reserve the right to alter specifications without notice.

PSS0431 Rev. 2.0 Apr. 2017



**SKOPE INDUSTRIES LIMITED**

Australian Freephone: 1800 121 535, New Zealand Freephone: 0800 947 5673

Email: skope@skope.co.nz, Website: www.skope.com

